

Appendix 8H

Groundwater Monitoring Data

Reading Anthracite Company
 #54793206
 Mahanoy Twp., Schuylkill Ct.

MODULE 25 COAL ASH PLACEMENT GROUNDWATER QUALITY PARAMETERS																
BACKGROUND AND ANNUAL REPORT																
DATE SUBMITTED	ALUMINUM (Al)	ARSENIC (As)	CADMIUM (Cd)	CALCIUM (Ca)	CHLORIDE	CHROMIUM (Cr)	COPPER (Cu)	LEAD (Pb)	MAGNESIUM (Mg)	MERCURY (Hg)	NICKEL (Ni)	POTASSIUM (K)	SODIUM (Na)	ZINC (Zn)	BARIUM (Ba)	SILVER (Ag)
<i>West pit</i>																
Maple Hill Shaft #1 40/48/51 76/10/34																
10/22/86	0.00	0.00	0.00	0.00		0.00	0.00	0.00	21.10	0.00	0.00		0.00	0.15	0.00	0.00
12/05/86	0.00	0.00	0.00	0.00		0.00	0.00	0.00	17.50	0.00	0.00		0.00	0.15	0.00	0.00
01/20/87	0.00	0.00	0.00	0.00		0.00	0.13	0.00	36.60	0.00	0.00		0.00	0.20	0.00	0.00
02/04/87	0.00	0.00	0.00	0.00		0.06	0.00	0.10	23.00	0.00	0.00		0.00	0.13	0.00	0.00
03/05/87	0.00	0.00	0.00	0.00		0.00	0.00	0.00	24.00	0.00	0.00		0.00	0.17	0.00	0.13
03/31/87	0.00	0.00	0.00	0.00		0.00	0.00	0.00	28.10	0.00	0.00		0.00	0.15	0.00	0.00
10/05/87	0.00	0.00	0.00	0.00		0.00	0.00	0.00	25.90	0.00	0.00		0.00	0.15	0.00	0.00
11/02/87	0.00	0.00	0.00	0.00		0.00	0.00	0.00	29.20	0.00	0.00		0.00	0.12	0.00	0.00
11/27/87	0.00	0.02	0.00	0.00		0.00	0.00	0.00	26.90	0.00	0.00		0.00	0.12	0.50	0.00
12/31/87	0.00	0.00	0.00	0.00		0.00	0.00	0.00	22.40	0.00	0.00		0.00	0.13	0.00	0.00
02/01/88	0.00	0.00	0.00	0.00		0.00	0.00	0.00	27.80	0.00	0.00		0.00	0.18	0.00	0.00
02/29/88	0.00	0.00	0.00	0.00		0.00	0.00	0.00	25.10	0.00	0.00		0.00	0.20	0.00	0.00
03/31/88	0.00	0.00	0.00	0.00		0.00	0.00	0.00	23.00	0.00	0.00		0.00	0.12	0.00	0.00
05/02/88	0.00	0.00	0.00	0.00		0.00	0.00	0.00	18.80	0.00	0.00		0.00	0.10	0.00	0.00
06/01/88	0.00	0.00	0.16	0.00		0.00	0.00	0.00	31.20	0.00	0.00		0.00	0.15	0.00	0.00
06/30/88	1.10	0.00	0.00	0.00		0.00	0.00	0.00	28.00	0.00	0.00		0.00	0.60	0.00	0.00
08/01/88	0.90	0.01	0.00	0.00		0.05	0.00	0.00	23.30	0.00	0.00		0.00	0.21	0.00	0.00
09/01/88	0.00	0.06	0.00	0.00		0.06	0.00	0.00	26.40	0.01	0.00		0.00	0.25	0.00	0.00
09/30/88	0.00	0.00	0.00	0.00		0.00	0.00	0.00	35.20	0.00	0.00		0.00	0.39	0.00	0.00
01/03/89	0.00	0.06	0.00	0.00		0.09	0.00	0.00	64.60	0.00	0.00		0.00	0.14	0.00	0.00
04/12/89	1.40	0.24	0.00	0.00		0.32	0.10	0.00	41.00	0.00	0.00		0.00	0.39	0.00	0.00
06/29/89	1.30	0.00	0.00	0.00		0.06	0.08	0.00	82.60	0.00	0.00		0.00	0.54	0.00	0.00
10/25/89		0.22	0.01	0.00		0.25	0.06	0.00	46.30	0.00	0.00		0.00	1.60	0.00	0.00
12/22/89	3.80	0.00	0.00	0.00		0.12	0.00	0.10	70.00	0.00	0.00		0.00	1.20	0.00	0.06
03/23/90	0.00	0.03	0.00	0.00		0.00	0.00	0.00	23.80	0.00	0.00		0.00	0.60	0.00	0.00
06/27/90	0.00	0.03	0.00	0.00		0.06	0.00	0.00	19.40	0.00	0.00		0.00	0.20	0.00	0.00
01/28/91	0.18	0.10	0.00	0.00		0.13	0.07	0.00	25.96	0.00	0.00		0.00	0.35	0.17	0.00
01/09/92	2.63	0.00	0.00	0.00		0.00	0.00	0.13	101.60	0.00	0.00		0.00	0.29	0.00	0.03
01/11/92		0.00	0.00	0.00		0.10	0.02	0.00	87.20	0.00	0.00		0.00	0.71	0.00	0.00
01/14/94		0.02	0.01	0.00		0.15	0.61	0.12	20.94	0.00	0.00		0.01	10.11	0.10	0.01
02/09/95	4.14	0.01	0.00	0.00		0.00	0.03	0.00	95.40	0.00	0.51		0.01	0.46	0.00	0.00
01/09/96	1.07	0.00	0.00	0.00		0.00	0.03	0.00	54.00	0.00	0.17		0.00	0.64	0.00	0.00
10/18/96	1.05	0.00	0.00	0.00		0.00	0.01	0.00	85.90	0.00	0.12		0.00	0.46	0.01	
07/02/96	5.27	0.00	0.00	0.00		0.00	0.03	0.00	90.30	0.00	0.25		0.00	0.50	0.01	
07/16/96	5.87	0.00	0.00	0.00		0.00	0.01	0.00	114.00	0.00	0.33		0.00	1.11	0.01	
08/13/96	6.97	0.00	0.00	0.00		0.00	0.06	0.01	88.50	0.00	0.32		0.00	1.36	0.01	
01/23/97	7.29	0.03	0.00	0.00		0.00	0.03	0.00	68.80	0.00	0.14		0.00	0.24	0.00	0.00
02/02/98	7.30	0.00	0.00	0.00		0.00	0.05	0.00	83.30	0.00	0.21		0.00	0.50	0.00	0.00

Less than this value

02/01/99	11/18/98	3.66	0.00	0.00	200.00	0.00	0.00	0.00	0.18	127.00	0.00	0.21	0.00	0.00	0.31
03/09/00	12/20/99	0.62	0.00	0.01	29.90	6.48	0.00	0.02	0.00	1.12	0.00	0.00	0.40	4.70	1.57
03/06/01	01/31/01	0.47	0.01	0.01	6.40	4.86	0.06	0.02	0.70	0.73	0.00	0.06	0.06	2.80	0.63
	11/21/01	0.14	0.01	0.01	3.65	10.10	0.05	0.02	0.10	0.78	0.00	0.04	0.29	3.30	0.84
02/24/03	01/09/03	1.73	0.01	0.01	89.00	22.70	0.01	0.01	0.03	38.80	0.00	0.10	2.12	30.60	0.63
Monitoring Holes-South			40/48/16		76/11/53										
	09/03/87	1.60	0.00	0.00			0.34	0.00	0.20	122.00	0.00				1.09
	10/05/87	0.00	0.00	0.00			0.26	0.00	0.00	165.00	0.00				0.20
	11/02/87	0.00	0.00	0.00			0.23	0.00	0.00	107.00	0.00				0.20
	11/27/87	0.00	0.00	0.00			0.35	0.00	0.00	152.00	0.00				0.20
	12/31/87	0.00	0.00	0.01			0.38	0.00	0.00	82.00	0.00				0.17
	02/01/88	0.00	0.00	0.00			0.48	0.00	0.00	112.00	0.00				0.59
	02/29/88	0.00	0.01	0.01			0.50	0.00	0.10	124.00	0.00				0.32
	03/31/88	0.00	0.00	0.00			0.34	0.00	0.00	90.00	0.00				0.15
	05/02/88	0.00	0.00	0.01			0.32	0.00	0.00	134.00	0.00				0.42
	06/01/88	0.80	0.00	0.00			0.38	0.00	0.00	130.00	0.00				0.12
	06/30/88	1.20	0.00	0.01			0.56	0.17	0.10	107.00	0.00				0.44
	08/01/88	1.20	0.00	0.00			0.38	0.00	0.00	146.00	0.00				0.50
	09/01/88	6.80	0.03	0.03			0.44	0.10	0.30	118.00	0.00				11.50
	09/30/88	1.40	0.00	0.02			0.33	0.00	0.00	118.00	0.00				0.97
	01/03/89	2.00	0.00	0.00			0.32	0.00	0.00	114.00	0.00				0.47
	04/25/89	1.40	0.00	0.00			0.58	0.00	0.70	85.00	0.00				0.54
	06/30/89	0.00	0.00	0.00			0.25	0.00	0.00	70.00	0.00				0.10
	09/28/89	0.80	0.00	0.00			0.25	0.00	0.00	110.00	0.00				1.15
	12/22/89	1.20	0.04	0.00			0.13	0.00	0.00	18.00	0.00				1.30
09/27/90	03/23/90	0.00	0.00	0.00			0.00	0.00	0.00	80.30	0.00				0.30
	06/27/90	0.18	0.00	0.00			0.00	0.00	0.00	84.00	0.00				0.59
01/28/91	12/27/90	0.10	0.00	0.00			0.00	0.00	0.00	59.98	0.00				0.02
01/09/92	12/17/91	0.46	0.00	0.00			0.00	0.04	0.18	1.14	0.00				0.10
01/11/92	12/22/92		0.00	0.01			0.07	0.09	0.00	10.45	0.00				2.73
01/14/94	12/22/93		0.01	0.01			0.05	0.03	0.10	20.93	0.00				0.38
02/09/95	12/19/94	4.57	0.01	0.00	95.19		0.00	0.25	0.33	70.80	0.00	0.41			3.16
01/09/96	11/08/95	3.82	0.00	0.00	260.00		0.00	0.07	0.00	73.30	0.00	0.23			1.85
10/16/96	06/18/96	1.32	0.00	0.00	134.00		0.00	0.02	0.02	37.50	0.00	0.42			1.12
	07/02/96	0.20	0.00	0.00	108.00		0.00	0.00	0.01	29.30	0.00	0.00			0.15
	07/16/96	0.00	0.00	0.00	127.00		0.00	0.00	0.00	34.30	0.00	0.00			0.12
	08/13/96	0.00	0.00	0.00	119.00		0.00	0.01	0.01	31.60	0.00	0.03			0.33
01/23/97	10/22/96	0.26	0.00	0.00	120.00		0.00	0.02	0.00	24.90	0.00	0.00			0.32
02/02/98	10/28/97	34.90	0.02	0.00	148.00		0.00	1.72	0.00	78.20	0.00	2.79			52.00
02/01/99	11/18/98	0.19	0.00	0.01	99.00		0.00	0.00	0.13	24.40	0.00	0.00			0.13
03/09/00	12/20/99	1.34	0.00	0.01	81.10	11.80	0.00	0.04	0.00	27.10	0.00	0.33	1.87	13.20	1.17
03/06/01	12/26/00	0.26	0.01	0.01	49.00	10.30	0.05	0.03	0.10	12.50	0.00	0.04	1.57	9.10	0.20
	11/21/01	0.56	0.01	0.07	27.00	13.70	0.05	0.02	0.40	4.73	0.00	0.05	1.44	10.20	0.81
02/24/03	01/09/03	1.73	0.01	0.01	90.60	11.80	0.01	0.01	0.03	38.80	0.00	0.10	2.14	30.30	0.65
Packer V Discharge DG															
01/09/96	11/07/95	0.23	0.00	0.00	190.00		0.00	0.00	0.00	78.00	0.00	0.08			0.01

Reading Anthracite Company #54793206 Mahanoy Twp., Schuylkill Ct.										MODULE 25 COAL ASH PLACEMENT GROUNDWATER QUALITY PARAMETERS									
BACKGROUND AND QUARTERLY REPORT										Less than this value									
DATE SUBMITTED	DATE SAMPLED	FIELD pH	LAB pH	SPECIF. COND.	ALK	ACID	IRON (Fe)	MANGANESE (Mn)	SULFATE (SO4)	TOTAL DISSOLVED SOLIDS	TOTAL SUSP. SOLIDS	AMMONIA NITROGEN	NITRATE NITROGEN	BICARB. TURBIDITY	FLUORIDE (F)	CHLORIDE (Cl)	SODIUM (Na)		
West pit																			
Maple Hill Shaft #1																			
	10/22/1986		5.96		22.50	0.00	1.31	0.98	105.00	440.00									
	12/5/1986		6.10		22.00	0.00	1.50	0.86	130.00	248.00									
	1/20/1987		6.00		20.80	5.70	1.12	0.85	144.00	237.00									
	2/4/1987		5.95		19.60	1.10	1.26	0.93	130.00	240.00									
	3/5/1987		6.36		19.80	1.90	1.20	1.70	240.00	340.00									
	3/31/1987		5.98		19.80	0.00	1.50	1.28	145.00	262.00									
	10/5/1987		5.96		22.00	84.60	1.45	0.93	129.00	236.00	7.50								
	11/2/1987		5.83		21.60	18.00	0.95	0.97	119.00	247.00	8.50								
	11/27/1987		5.84		22.00	52.00	3.16	1.10	119.00	254.00	7.50								
	12/3/1987		5.89		22.00	66.00	2.40	1.29	213.00	321.00	5.00								
	2/1/1988		5.77		21.60	35.70	2.30	1.44	192.00	367.00	9.00								
	2/29/1988		5.96		21.20	27.30	2.60	1.20	150.00	225.00	5.50								
	3/3/1988		6.14		24.40	0.00	3.70	1.02	109.00	292.00	8.00								
	5/2/1988		6.03		22.50	0.00	1.18	0.79	149.00	168.00	15.50								
	6/1/1988		6.04		25.20	0.00	2.90	0.82	129.00	263.00	5.30								
	6/30/1988		6.15		28.00	0.00	6.50	1.00	160.00	346.00	105.00								
	8/1/1988		5.93		28.20	10.40	3.45	1.55	160.00	368.00	22.00								
	8/1/1988		6.05		25.20	0.00	2.40	1.81	149.00	351.00	15.30								
	9/1/1988		6.02		32.70	0.00	4.60	4.10	139.00	360.00	14.00								
	9/30/1988		6.39		78.50	129.00	16.90	15.30	248.00	443.00	57.30								
	1/3/1989		6.84		75.60	0.00	22.90	16.70	140.00	489.00	49.00								
	6/29/1989		4.94		14.00	49.30	11.60	10.60	645.00	1129.00	9.00								
	9/28/1989		6.33		33.40	0.00	18.20	5.90	170.00	396.00	34.00								
	12/22/1989		6.73		34.40	0.00	47.10	2.25	448.00	1138.00	278.00								
	3/23/1990		6.02		22.00	0.00	3.50	2.38	139.00	269.00	17.00								
	6/27/1990		6.03		22.50	2.20	0.50	2.34	107.00	327.00	0.00								
	12/27/1990		6.33		4.93	19.00	0.00	2.11	238	119.10	23.00								
	05/03/91		6.73		422.00	17.00	0.00	0.95	272	229.20	341.00								
	10/30/91		5.97		17.20	21.00	0.43	2.80	415.00	19.70									
	9/19/1991		5.81		15.20	24.00	0.95	3.20	351.00	20.50									
	12/17/1991		5.72		1609.00	72.00	68.90	15.09	1046.90	1548.00	23.00								
	04/13/92		5.84		1844.00	71.00	56.00	17.91	964.30	1469.00	51.00								
	07/09/92		5.57		1865.00	29.00	92.00	47.98	19.93	1000.50	28.00								
	5/20/1992		5.29		1868.00	28.00	96.00	52.11	16.80	1062.90	128.00								
	6/19/1992		5.70		315.00	3.00	10.00	24.05	1.24	77.00	26.00								
	04/06/93		4.78		1915.00	7.00	109.00	31.12	15.91	1096.30	24.00								
	3/5/1993		5.30		2136.00	8.00	41.00	32.67	16.93	1113.50	28.00								
	4/6/1993		5.00		2010.00	8.00	65.00	16.98	112.30	57.00									
	5/14/1993		6.48		470.00	21.00	0.00	1.82	467.50	51.00									
	6/14/1993		5.05		1901.00	5.00	117.00	37.22	17.95	656.90	13.00								
	10/22/1993		5.67		1980.00	97.00	115.00	63.30	18.71	1065.20	28.00								
	11/17/1993		5.65		1976.00	45.00	91.00	65.15	17.33	1034.60	98.00								
	12/20/1993		6.25		1322.00	31.00	46.00	86.30	13.03	720.00	25.00								
	04/08/94		5.61		1904.00	50.00	90.00	52.01	1.37	1056.20	26.00								
	3/9/1994		5.68		1920.00	35.00	74.00	45.73	13.89	949.30	28.00								
	7/13/1994		4.73		1909.00	6.00	81.00	31.41	13.59	1066.10	40.00								
	4/27/1994		5.17		2184.00	5.00	74.00	35.76	15.47	235.95	52.00								
	6/21/1994		5.23		2020.00	3.00	87.00	43.85	15.32	1156.50	1522.00								
	7/21/1994		5.89		1778.00	20.00	57.00	51.62	15.56	1049.00	52.00								
	2/8/1995		5.41		2207.00	16.08	71.90	4.43	1.44	19.70	1673.00								
	5/19/1995		5.55		2106.00	2.49	36.70	34.10	17.00	1191.00	1709.00								
	10/12/1995		5.63		2413.00	29.30	57.00	45.85	17.10	1143.00	1570.00								
	1/9/1996		4.22		1361.00	0.00	17.00	2.80	5.61	508.00	890.00								

4/15/1996	1/24/1996	5.70	6.10	1378.00	88.00	0.00	43.56	8.77	607.00	931.00	40.00	0.00	0.00	25.00	0.00	0.00	4.90	6.60
7/17/1996	5/21/1996		6.40	1030.00	52.00	7.20	25.60	7.20	513.00	1028.00	4.00	0.29	0.00	1.30	0.00	0.00	4.00	10.80
	6/4/1996		6.00	1342.00	46.00	34.00	1.14	7.77	976.00	1260.00	18.00	0.30	0.00	24.00	0.00	0.00	5.00	9.19
10/18/1996	6/18/1996		5.80	1353.00	46.00	50.00	3.78	7.61	701.00	1432.00	34.00	0.34	0.00	91.50	0.00	0.00	5.00	15.70
	7/21/1996		5.70	1608.00	44.00	112.00	33.90	16.30	983.00	1714.00	14.00	0.33	0.00	79.50	0.00	0.24	5.00	156.00
	7/16/1996		5.60	1771.00	42.00	94.00	41.80	17.90	659.00	2064.00	42.00	0.35	0.00	36.00	0.00	0.40	5.00	72.80
1/23/1997	12/17/1996		5.50	1775.00	34.00	100.00	36.80	16.50	1050.00	2218.00	46.00	0.33	0.00	38.00	0.00	0.30	4.00	68.80
2/2/1998	1/8/1997		5.30	884.00	16.60	22.00	2.91	6.02	414.00	720.00	8.00	0.05	0.00	7.20	0.00	0.00	3.00	26.70
	1/21/1997		5.30	852.00	16.80	54.00	2.59	6.02	411.00	668.00	4.00	0.02	0.00	5.80	0.00	0.00	3.00	10.80
	2/6/1997		5.40	759.00	15.20	15.40	1.50	5.38	501.00	488.00	0.00	0.00	0.00	12.30	0.00	0.00	4.00	8.52
	2/27/1997		5.60	505.00	15.80	14.20	3.98	3.98	196.00	368.00	0.00	0.00	0.00	11.20	0.00	0.00	6.00	11.10
	3/5/1997		5.40	674.00	14.60	13.40	5.49	5.15	284.00	704.00	0.00	0.05	0.11	13.10	0.00	0.00	6.00	16.20
4/25/1997	3/18/1997		5.70	515.00	17.20	15.00	2.53	3.62	243.00	418.00	0.00	0.00	0.10	8.70	0.00	0.00	7.00	8.32
	4/3/1997		5.70	482.00	18.20	4.80	3.08	30.40	193.00	394.00	6.00	0.00	0.00	3.10	0.00	0.00	7.00	7.81
	4/15/1997		5.80	480.00	18.00	6.40	8.52	26.50	197.00	394.00	4.00	0.00	0.00	3.10	0.00	0.00	8.00	7.19
	4/29/1997		5.90	507.00	22.00	12.60	2.45	31.20	195.00	436.00	10.00	0.00	0.00	7.60	0.00	0.00	8.00	9.06
	5/27/1997		5.80	490.00	22.00	26.00	5.68	4.00	166.00	454.00	22.00	0.00	0.00	18.70	0.00	0.00	10.00	9.80
	6/24/1997		5.80	435.00	20.00	3.40	15.10	3.58	151.00	420.00	14.00	0.00	0.00	15.90	0.00	0.00	10.00	9.48
	7/1/1999		5.80	436.00	24.00	14.60	9.83	3.17	40.00	378.00	30.00	0.00	0.00	64.50	0.00	0.00	10.00	9.38
	8/26/1997		4.90	1780.00	16.80	112.00	25.00	104.00	697.00	1798.00	42.00	0.25	0.00	32.00	0.00	0.00	6.00	78.80
8/18/1998	7/15/1998	5.40	5.60	2015.00	7.00	110.40	25.70	13.50	1313.00	1736.00	28.00	1.30	0.00	7.00	0.00	0.00	15.70	67.50
2/7/1999	11/18/1998	7.00	6.67	1776.00	25.60	48.20	48.80	13.70	960.00	1528.00	48.00							
3/9/2000	2/26/1999		6.36	1696.00	55.00	38.60	39.80	11.50	942.00	1556.00								
	5/12/1999		6.11	1710.00	15.00	25.30	41.10	11.60	952.00	1328.00								
	7/1/1999		6.14	1544.00	8.04	56.90	42.50	11.90	939.00	1274.00								
	8/20/1999		7.49	82.00	27.50	0.00	3.99	0.86	5.03	48.00								4.70
	12/20/1999		6.87	55.00	7.96	3.33	0.76	0.10	6.83	20.00								
10/27/2000	2/1/2000		5.14	61.00	5.98	1.94	1.51	0.23	5.38	43.00	10.00							
	5/25/2000		6.88	46.40	5.00	0.73	36.80	0.59	6.04	40.00	6.00							
	7/27/2000		7.12	98.39	6.00	0.40	0.34	0.02	5.34	16.00	1.00							2.80
3/6/2001	1/31/2001		6.69	46.86	13.80	0.40	0.98	0.30	6.30	6.00	24.00							
4/29/2001	3/20/2001		6.62	49.15	7.88	0.40	0.19	0.09	4.94	49.00	7.00							
	6/15/2001		6.95	36.87	4.90	26.20	0.75	0.34	4.59	15.00	6.00							
10/25/2001	8/10/2001		7.63	41.03	8.16	0.40	0.35	0.50	4.84	31.00	3.00							
	11/21/2001		7.55	67.20	5.05	0.40	0.70	0.30	7.62	31.00	7.00							3.30
	1/23/2002		7.44	48.30	12.50	0.40	1.31	0.74	6.24	26.00	15.00							
2/25/2002	4/12/2002		7.35	41.53	10.20	0.40	1.64	1.03	5.73	7.00	17.00							
5/16/2002	5/16/2002		7.11	38.62	6.50	0.40	1.22	0.74	10.30	11.00	9.00							
6/13/2002	7/25/2002		5.99	1699.00	13.00	1.30	36.80	11.60	9.65	14.60	46.00							
	8/15/2002		8.46	193.00	21.00	0.40	7.42	0.18	49.30	17.00	57.00							
1/17/2003	1/29/2002		6.50	1803.00	32.50	0.49	39.50	11.40	1175.00	1620.00	47.00							
	1/29/2002		5.52	1917.00	78.40	0.40	28.50	9.68	1340.00	1670.00	50.00							
2/24/2003	1/9/2003		6.34	1569.00	55.40	21.40	24.80	4.91	925.00	1273.00	38.00							
	3/18/2003		6.20	1394.00	38.40	46.40	46.40	8.75	910.00	1254.00	115.00							
7/29/2003	5/14/2003	dry																
10/27/2003	8/21/2003		6.18	1589.00	5.10	33.60	31.30	9.93	904.00	1350.00	47.00							
Monitoring HolesSouth Downgradient																		
	9/3/1987		6.33	101.00	163.00	174.00	15.40	546.00	1466.00			0.00	0.00				0.12	7.50
	10/5/1987		6.19	70.40	218.00	99.00	7.30	448.00	1445.00	127.00		0.52	0.00				0.14	9.21
	11/2/1987		6.10	85.80	219.00	140.00	11.20	546.00	1360.00	150.00		1.30	0.00				0.13	0.00
	11/27/1987		6.09	132.00	228.00	157.00	14.00	796.00	1420.00	182.00		0.30	0.05				0.20	0.00
	12/31/1987		6.58	171.00	401.00	167.00	13.50	992.00	1384.00	174.00		0.30	0.00				0.17	5.40
	2/1/1988		6.30	155.00	318.00	180.00	13.70	910.00	1531.00	241.00		0.60	0.06				0.12	7.00
	2/29/1988		6.29	162.00	163.00	169.00	13.50	896.00	1381.00	181.00		0.60	0.00				0.11	2.00
	3/31/1988		6.27	104.00	89.40	145.00	12.20	796.00	1526.00	72.00		1.10	0.00				0.10	5.90
	5/2/1988		6.35	77.20	129.00	180.00	14.20	909.00	1740.00	6.00		1.80	0.00				0.10	1.90
	6/1/1988		6.12	92.00	79.00	163.00	13.60	824.00	1519.00	27.50		0.20	0.00				0.16	7.80
	6/30/1988		6.14	111.00	105.00	172.00	14.20	1068.00	1462.00	282.00		0.00	0.00				0.13	0.00
	8/1/1988		6.19	148.00	159.00	168.00	13.30	850.00	1755.00	151.00		1.40	0.00				0.14	0.00

9/1/1988	6.21	143.00	131.00	175.00	14.30	908.00	1555.00	282.00	0.35	0.00							0.09	0.00
9/30/1988	5.96	86.00	120.00	190.00	13.90	824.00	1595.00	143.00	0.77	0.16							0.09	4.80
1/3/1989	6.20	108.00	50.50	185.00	13.30	851.00	1438.00	122.00	0.91	0.00							0.14	0.00
4/25/1989	6.35	138.00	106.00	172.00	12.40	690.00	1503.00	1.00	0.67	0.09							0.06	0.00
6/30/1989	5.95	39.00	47.00	75.50	6.60	747.00	982.00	152.00	0.55	0.13							0.14	18.40
9/28/1989	6.36	44.90	3.80	59.50	5.70	520.00	990.00	136.00	0.28	0.00							0.11	11.50
12/22/1989	6.74	35.20	1.50	21.90	5.90	214.00	487.00	81.10	0.00	0.00							0.11	8.80
09/27/90	6.74	31.00	0.00	20.40	0.55	454.00	880.00	38.00	0.47	0.00							0.12	5.20
6/27/1990	6.76	17.10	3.90	17.30	0.60	320.00	896.00	46.00	0.00	0.00							0.20	8.00
01/28/91	6.68	1098.00	10.00	0.00	8.53	0.39	495.70	936.00	87.00	0.00							0.21	7.90
05/03/91	5.90	798.00	7.00	11.00	59.10	0.60	479.80	720.00	122.00	0.00								10.22
10/30/91	5.63	10.20	23.00	11.00	1.60	427.00	59.00											
9/19/1991	5.71	9.10	26.00	12.00	1.85	340.00	61.00											
12/17/1991	6.52	915.00	8.00	6.00	34.33	58.20	839.00	62.00	0.00	0.00							0.00	7.30
04/13/92	5.31	864.00	24.00	78.00	85.60	7.92	378.80	569.00	205.00									46.10
07/09/92	5.67	912.00	16.00	42.00	53.21	10.46	382.40	127.00										
5/20/1992	4.42	969.00	0.00	46.00	35.31	7.74	407.00	78.00										
6/19/1992	5.69	672.00	16.00	8.00	32.49	5.15	173.00	101.00										
04/06/93	5.43	859.00	12.00	44.00	15.23	6.01	435.40	70.00										
3/5/1993	5.12	1014.00	5.00	58.00	24.24	10.57	445.40	326.00										
4/6/1993	5.55	1112.00	14.00	48.00	30.20	12.20	449.10	345.00										
4/19/1993	4.95	1100.00	6.00	28.00	37.18	12.85	535.00	100.00										
5/14/1993	5.90	1151.00	22.00	35.00	87.14	13.04	472.90	386.00										
6/14/1993	6.15	901.00	23.00	42.00	92.60	12.14	326.10	225.00										
10/22/1993	5.53	1447.00	15.00	143.00	94.20	13.63	792.10	193.00										
01/14/94	5.78	1445.00	43.00	126.00	128.40	12.88	711.40	188.00										
11/17/1993	5.72	1849.00	28.00	56.00	52.27	14.46	1010.00	25.00	1.00	0.04							1.00	4.42
12/20/1993	5.72	1849.00	28.00	56.00	52.27	14.46	1010.00	25.00	1.00	0.04								14.00
4/27/1994	6.21	1062.00	26.00	0.00	8.50	4.87	439.42	138.00										
5/24/1994	6.10	1176.00	17.00	27.00	138.90	9.59	294.21	272.00										
6/21/1994	5.89	1071.00	7.00	14.00	70.20	0.85	500.60	144.00										
7/21/1994	6.08	1097.00	9.00	26.00	51.10	8.78	555.00	804.00	0.00	0.58	9.00	100.00	0.00				3.42	6.20
2/9/1995	5.17	1194.00	5.03	25.68	2.94	1.18	536.61	802.00	0.00	0.00	5.03	32.00	47.17				0.12	2.98
2/2/1995	6.10	1103.00	35.53	0.00	35.56	11.69	525.08											
4/20/1995	4.70	896.00	1.50	36.70	16.80	9.83	492.00	657.00	0.00	0.30	1.50	21.00	20.70				0.00	4.28
7/2/1995	6.40	928.00	3.30	19.70	36.40	8.64	472.00											2.79
8/17/1995	6.70	1036.00	17.10	10.50	28.62	8.79	457.70	642.00	0.00	0.00		105.00	35.80				0.00	1.64
1/8/1996	4.90	1415.00	0.00	71.50	52.00	7.80	672.00	1060.00	0.00	0.00	0.00	33.00	37.90				0.00	7.81
4/15/1996	6.40	1055.00	27.40	0.00	118.00	7.76	574.18	777.00	0.00	0.13	27.40	42.00	27.74				0.00	5.84
7/17/1996	6.10	745.00	12.60	7.40	18.70	0.38	357.00	646.00	0.00	0.35		14.90					0.36	9.00
6/4/1996	6.20	753.00	13.20	1.20	0.81	0.19	369.00	62.00	0.36			22.00					0.36	9.00
6/18/1996	6.20	782.00	13.80	8.00	40.90	0.93	375.00	806.00	0.40	0.40		154.00					0.32	9.00
7/2/1996	6.10	720.00	12.60	4.00	1.27	0.32	359.00	640.00	0.40	0.00		11.80					0.42	8.00
7/16/1996	6.00	734.00	11.80	6.20	2.95	0.37	317.00	676.00	0.37	0.00		12.90					0.34	8.00
8/13/1996	5.90	743.00	10.60	6.40	5.09	0.33	334.00	698.00	0.39	0.07		5.10					0.20	8.00
1/23/1997	6.10	893.00	30.00	34.00	23.90	0.43	421.00	794.00	0.35	0.00		61.50					0.00	11.60
1/7/1997	7.10	708.00	19.20	0.00	15.30	0.36	300.00	642.00	0.36	0.00		13.10					0.00	10.10
1/21/1997	6.40	737.00	20.00	7.20	39.50	0.21	317.00	528.00	0.31	0.00		11.40					0.00	10.80
2/4/1997	6.20	704.00	17.00	5.80	9.74	0.19	299.00	630.00	0.33	0.00		14.30					0.00	10.80
2/18/1997	5.90	700.00	14.80	2.60	7.93	0.34	296.00	550.00	0.30	0.00		8.90					0.25	8.00
3/5/1997	6.30	726.00	17.60	3.00	6.43	0.25	302.00	616.00	0.32	0.00		11.20					0.25	8.00
4/3/1997	6.30	727.00	15.60	0.80	4.70	32.90	329.00	44.00	0.32	0.00		19.60					0.32	8.00
4/15/1997	6.40	733.00	19.40	1.00	11.50	254.00	308.00	548.00	0.32	0.00		6.90					0.33	9.00
4/29/1997	6.30	1243.00	102.00	100.00	18.40	387.00	579.00	1244.00	0.41	0.00		63.00					0.00	11.30
5/27/1997	6.80	754.00	15.80	0.00	6.10	0.18	317.00	688.00	0.30	0.00		3.30					0.24	9.00
6/24/1997	6.00	749.00	15.80	0.60	3.73	0.14	343.00	704.00	0.29	0.00		1.50					0.27	8.00
7/28/1997	6.30	725.00	16.00	7.60	19.30	0.25	372.00	646.00	0.00	0.00		9.80					0.00	10.80
8/26/1997	6.80	725.00	17.00	0.00	21.10	0.26	286.00	710.00	0.26	0.00		3.80					0.24	8.00
8/18/1998	6.20	887	689.00	10.00	23.40	0.34	337.00	540.00	0.00	0.00		17.00					0.00	10.30
2/1/1999	7.50	657.00	9.60	0.00	11.70	0.22	302.00	528.00	0.22	0.00		32.00						
3/9/2000	8.12	669.00	15.40	0.00	5.52	0.10	384.00	516.00	0.30	0.00		33.00						
7/1/1999	8.84	657.00	28.50	8.90	8.10	0.18	303.00	572.00	0.18	0.00		34.00						

Table with columns for dates, various numerical values, and a 'Packer V Discharge Downgradient' section. The table contains multiple rows of data with varying values across different dates and categories.

Quarterly Page 6

Table with columns for date, MW #, and various numerical values. Includes sub-headers like 'no sample' and 'MW #2 Downgradient Well appl'. Rows include dates from 9/28/1998 to 1/23/1997.

Dry Wt.

Reading Anthracite Company #54793206 Mahanoy Twp., Schuylkill Co		Less than this value																				
MODULE 25A - ASH QUALITY INFORMATION																						
ASH DRY WT CONCENTRATIONS																						
DATE SUBMITTED	DATE SAMPLED	pH	ALUMINUM (Al)	ANTIMONY (Sb)	ARSENIC (As)	BARIUM (Ba)	BORON (B)	CADMIUM (Cd)	CHROMIUM (Cr)	COPPER (Cu)	IRON (Fe)	LEAD (Pb)	MANGANESE (Mn)	MERCURY (Hg)	MOLYBDENUM (Mo)	NICKEL (Ni)	SELENIUM (Se)	ZINC (Zn)	ACID NEUTRL. POTENT. (ANP)	POTASSIUM (K)	SILVER (Ag)	
St. Nicholas Co-Gen																						
DER	5/24/1990	10.40	36200.00	0.00	10.42	295.00	0.00	0.00	36.90	24.50	16800.00	6.30	76.70	0.48	6.30	9.70	5.27	20.40				0.00
DER	5/24/1990	10.56	38500.00	0.00	15.28	328.00	0.00	0.00	41.40	31.20	18060.00	8.60	91.10	0.99	6.60	10.20	8.90	21.80				0.00
DER	4/30/1991	10.60	22100.00	0.00	10.70	229.00	33.50	1.20	24.00	24.00	8520.00	19.00	57.00	0.42	12.00	10.00	5.80	35.00				0.00
DER	3/12/1992	10.47	26650.00	0.00	7.50	268.00	35.20	0.00	33.00	22.70	17200.00	23.00	81.00	0.39	2.20	29.50	2.15	26.70				0.00
DER	7/27/1992	6/30/1992	11.36	28510.00	70.00	215.80	15.60	1.70	37.40	27.20	12310.00	30.80	51.10	0.12	0.00	29.50	2.15	26.70				0.00
DER	12/1/1993	12/7/1992	9.18	23150.00	43.00	12.17	162.70	9.42	28.20	18.10	16170.00	16.50	70.40	0.33	23.00	7.50	0.77	14.40				0.40
DER	7/16/1993	6/4/1993	10.18	22128.60	66.07	32.23	143.34	19.68	31.41	25.09	14719.37	39.07	62.48	0.37	108.20	13.21	2.62	68.94		10.60		2.10
DER	2/27/1994	12/20/1993	9.06	35180.00	26.00	303.90	13.35	0.00	28.40	22.30	17100.00	21.60	54.60	0.22	14.00	16.30	0.00	19.30		7.10		0.00
DER	2/10/1995	12/19/1994	10.72	21870.00	0.00	172.00	120.00	11.00	46.00	21.00	12300.00	34.00	64.00	0.00	0.00	12.20	0.00	15.00		0.00		0.00
DER	3/5/1996	12/11/1995	12.05	15000.00	36.00	15.90	120.00	0.00	27.70	20.60	15500.00	28.20	65.00	0.23	49.00	12.70	0.00	15.00		0.00		0.00
DER	8/1/1996	6/7/1996	9.10	22100.00	28.00	14.00	189.00	0.00	46.00	21.00	12300.00	34.00	64.00	0.00	0.00	12.20	0.00	15.00		0.00		0.00
DER	3/12/1997	12/13/1996	8.92	23000.00	0.00	0.00	221.00	0.00	35.00	18.00	12000.00	10.00	43.00	0.73	0.00	9.40	0.00	23.00		20.18		0.00
DER	8/18/1998	6/2/1997	10.02	22000.00	0.00	180.00	0.00	0.00	57.00	26.00	23800.00	0.00	62.00	0.00	13.00	15.00	0.00	23.00		11.00		1.00
DER	10/16/1998	10/15/1997	10.16	26700.00	0.00	290.00	40.00	0.00	47.00	48.00	24500.00	45.00	62.00	0.00	0.00	15.00	0.00	23.00		11.00		1.00
DER	2/18/1999	10/28/1998	9.64	27900.00	0.00	121.00	0.00	0.00	16.00	17.00	8360.00	0.00	50.00	0.41	0.00	38.00	0.00	8.07		20.80		0.00
DER	3/9/2000	11/30/1999	10.22	13000.00	0.00	6.90	121.00	0.00	27.00	9.60	8360.00	0.00	50.00	0.41	0.00	38.00	0.00	8.07		20.80		0.00
DER	2/13/2001	11/10/2000	10.42	45600.00	20.00	42.40	245.00	0.00	17.20	17.00	26700.00	10.00	84.00	0.02	10.00	25.00	1.20	13.50		41.30		0.00
DER	12/18/2001	6/1/2001	9.61	27700.00	1.00	7.90	205.00	0.50	30.90	23.00	24.00	10.00	86.00	0.28	10.00	14.00	3.30	17.80		17.80		0.00
DER	1/29/2002	11/21/2001	9.65	23400.00	3.50	6.16	226.00	2.00	35.10	17.90	15200.00	5.00	107.00	0.10	1.00	8.20	0.50	16.60		34.00		0.00
DER	8/5/2002	4/17/2002	9.07	10300.00	2.00	9.87	108.00	44.50	25.00	14.00	13200.00	18.00	87.00	0.15	1.00	10.00	0.50	17.00		15.30		0.00
DER	2/24/2003	1/4/2002	9.53	11700.00	2.00	8.76	121.00	0.50	12.00	12.00	4385.00	13.00	60.00	0.05	1.00	4.00	5.00	10.00		100.00		0.00
DER	7/29/2003	7/3/2003	10.60	31800.00	2.00	8.40	307.00	0.70	36.00	21.00	17400.00	48.00	102.00	0.20	1.00	7.00	3.00	21.00		21.50		0.00
Bottom	6/7/1990	1/10/1990	11.31	17568.38	15.90	206.00	155.97	0.70	23.00	20.96	11160.00	0.00	58.89	0.00	61.89	8.98	0.00	16.97				1.80
Condition-ly	6/7/1990	1/10/1990	11.34	42470.27	28.00	158.00	473.42	1.00	52.00	30.88	28140.30	45.97	100.93	0.00	46.97	21.98	0.25	34.98				2.00
appi	2/11/1991	12/28/1990	10.88	428.00	0.00	42.64	3.98	0.00	0.57	0.46	244.00	0.18	0.79	0.43	0.23	0.10	1.92	0.41				0.02
AES Thames, Inc.																						
appi	05/03/01		11.70	32200	20.00	15.70	287.00	0.50	67.00	68.00	21900.00	24.00	102.00	0.21	19.00	55.00	9.42	3.40				0.00
appi	05/03/01		11.89	12100.00	20.00	62.10	127.00	0.70	42.00	23.00	14300.00	10.00	192.00	0.02	24.00	45.00	0.05	18.40				0.00
Logan Generating Plant																						
appi	05/16/01		11.33	16500.00	1.60	33.00	204.00	0.50	49.20	48.00	22700.00	26.00	88.00	1.55	38.00	56.00	22.00	45.20				0.00
appi	05/16/01		9.45	3010.00	0.50	31.00	17.90	0.50	7.56	23.00	8170.00	10.00	35.00	0.36	32.00	16.00	0.80	29.10				0.00

Leachate concentrations (ppm)

Reading Anthracite Company #4-793206 Mahanoy Twp., Schuylkill Ct.		Less than this value																												
MODULE 25A - ASH QUALITY INFORMATION																														
DATE SUBMITTED	DATE SAMPLED	PH	ALUMINUM (Al)	ANTIMONY (Sb)	ARSENIC (As)	BERYLLIUM (Be)	BORON (B)	CADMIUM (Cd)	CHROMIUM (Cr)	COPPER (Cu)	IRON (Fe)	LEAD (Pb)	MANGANESE (Mn)	MERCURY (Hg)	MOLYBDENUM (Mo)	NICKEL (Ni)	SELENIUM (Se)	ZINC (Zn)	SULFATE (SO4)	NITRATE (NO3-N)	CHLORIDE (Cl)	SODIUM (Na)	PHENOLICS	TOT ORG CARBON (TOC)	TOT ORG HALOGEN (TOH)	DEMAND (COD)	COBALT POTASSIUM SILVER (Kgs)	AMMONIA NITROGEN (NH3-N)	CYANIDE	
St. Nicholas Co-Gap																														
DER	5/24/1990	4.89	7.84	0.00	0.00	0.18	ns	0.00	0.09	0.00	0.00	0.00	0.50	0.00	0.00	0.05	0.11	0.04	338.00											
DER	5/24/1990	4.97	7.35	0.00	0.00	0.11	ns	0.00	0.02	0.00	0.00	0.00	0.30	0.00	0.06	0.00	0.26	0.15	479.00											
DER	4/30/1991	5.37	5.12	0.00	0.01	0.27	ns	0.00	0.00	0.00	0.00	0.00	0.27	0.00	0.08	0.00	0.18	0.07	389.00	0.09	5.00									
DER	3/12/1992	5.37	7.80	0.00	0.01	0.30	0.33	0.00	0.00	0.00	0.11	0.00	0.36	0.00	0.08	0.00	0.10	0.05	483.00	1.74	6.00									
DER	6/30/1992	10.77	2.15	0.00	0.12	0.00	0.00	0.00	0.03	0.14	0.00	0.00	0.21	0.00	0.23	0.00	0.00	0.11	419.70	0.54	4.10									
DER	7/27/1992	12/77/1992	5.39	9.88	0.43	0.02	0.00	0.00	0.00	0.00	0.14	0.13	0.25	0.00	0.00	0.00	0.01	0.14	590.00	2.70	6.90									
DER	1/21/1993	6/4/1993	10.80	5.41	0.63	0.02	0.00	0.00	0.10	0.00	0.15	0.06	0.00	0.00	0.14	0.00	0.01	0.05	276.50	0.00	2.83									
DER	2/27/1994	12/20/1993	10.03	1.52	0.71	0.02	0.00	0.00	0.00	0.00	0.00	0.00	0.00	0.00	0.00	0.00	0.01	0.01	375.60	0.00	3.19									
DER	2/10/1995	12/19/1994	11.22	1.58	0.90	0.00	0.00	0.00	0.00	0.00	0.00	0.00	0.00	0.00	0.00	0.00	0.01	0.01	290.00	0.00	1.97									
DER	3/5/1996	12/11/1995	10.80	1.74	0.90	0.00	0.00	0.00	0.00	0.00	0.14	0.00	0.00	0.00	0.00	0.00	0.00	0.01	354.00	0.00	0.00									
DER	6/7/1996	6/7/1996	10.55	2.66	0.06	0.02	0.00	0.00	0.00	0.00	0.00	0.00	0.01	0.00	0.00	0.00	0.00	0.02	461.00	0.00	1.86									
DER	3/12/1997	12/13/1996	10.88	1.45	0.00	0.01	0.00	0.00	0.00	0.00	0.00	0.00	0.00	0.00	0.00	0.00	0.00	0.00	696.00	0.00	5.24									
DER	8/18/1998	10/15/1997	10.02	4.26	0.00	0.04	0.24	0.00	0.00	0.00	0.00	0.00	0.00	0.00	0.00	0.00	0.00	0.00	646.00	0.00	0.00									
DER	8/18/1998	6/27/1998	10.40	0.96	0.00	0.00	0.00	0.00	0.00	0.00	0.00	0.00	0.00	0.00	0.00	0.00	0.00	0.00	360.00	0.00	4.47									
DER	2/18/1999	10/28/1998	10.13	1.72	0.00	0.01	0.24	0.00	0.00	0.00	0.00	0.00	0.00	0.00	0.00	0.00	0.00	0.00	252.00	0.27	1.75									
DER	3/9/2000	11/30/1999	8.83	2.85	0.30	0.05	0.00	0.22	0.00	0.00	0.00	0.00	0.02	0.00	0.00	0.00	0.01	0.01	219.00	0.00	0.00									
DER	2/13/2001	11/10/2000	10.30	1.67	0.01	0.01	0.10	0.20	0.01	0.01	0.00	0.00	0.01	0.00	0.00	0.00	0.00	0.01	328.00	0.18	1.20									
DER	12/18/2001	6/1/2001	10.10	2.21	0.01	0.02	0.10	0.20	0.01	0.01	0.00	0.00	0.01	0.00	0.00	0.00	0.00	0.01	233.00	0.05	0.68									
DER	1/29/2002	11/21/2001	9.99	1.58	0.04	0.03	0.02	0.20	0.01	0.01	0.01	0.00	0.01	0.00	0.00	0.00	0.01	0.01	315.00	0.25	1.40									
DER	8/5/2002	4/17/2002	10.18	1.64	0.06	0.04	0.03	0.07	0.01	0.01	0.02	0.05	0.01	0.00	0.00	0.00	0.01	0.05	207.00	0.00	0.02									
DER	2/24/2003	11/4/2002	9.95	2.27	0.04	0.01	0.02	0.04	0.01	0.01	0.01	0.01	0.01	0.00	0.00	0.00	0.01	0.01	268.00	0.22	0.02									
DER	7/28/2003	7/3/2003	1.25	1.83	0.04	0.01	0.03	0.03	0.01	0.00	0.00	0.00	0.01	0.00	0.00	0.00	0.00	0.01	268.00	0.00	0.00									
Bottom	8/7/1990	11/10/1990	5.00	13.82	0.70	0.00	0.40	0.30	0.00	0.12	4.26	0.42	0.56	0.00	0.63	0.00	0.00	0.17	885.50											
Conductivity	6/7/1990	1/10/1990	5.10	14.38	0.86	0.00	0.00	0.32	0.00	0.10	4.30	0.44	0.56	0.00	0.54	0.00	0.00	0.21	841.50											
app1	2/11/1991	12/28/1990	4.86	19.10	0.00	0.02	0.52	6.25	0.00	0.10	0.06	0.24	0.00	0.46	0.00	0.35	0.69	0.29	922.20											
app2	05/03/01																													
app3	05/03/01																													
Logan Generating Plant	05/16/01																													
app1	05/16/01																													
app2	05/16/01																													

Reading Anthracite Co.

54793206

Yatesville Co-Gen, Schuylkill Energy Resources

Knickerbocker site

Approval: 1986(west)
(east) C6
Area Authorized: 32 acres (west pit) **3 separate ash areas**
44 acres (east pit)
Capacity: (west) as of Jan.93 is 19,641,953 tons
(east) 3,653,000 tons - 4 years

Monitoring Points (west)

001-Pit Sump
South Hole - Downgradient
Maple Hill Shaft- Upgradient

(east)

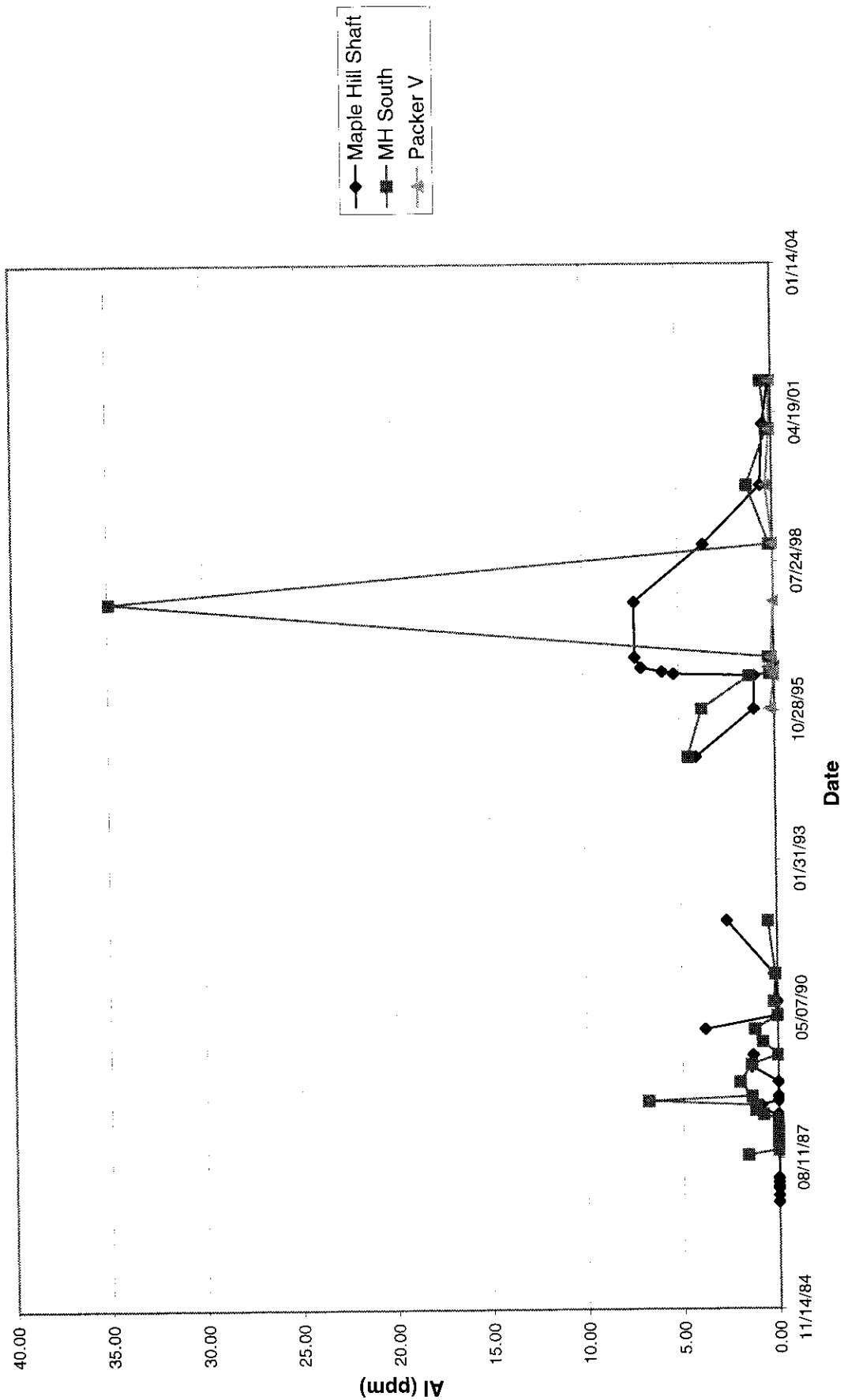
MW #1 - upgradient
MW #2 - downgradient
MW #3 - downgradient
MW #4 - downgradient

Sources

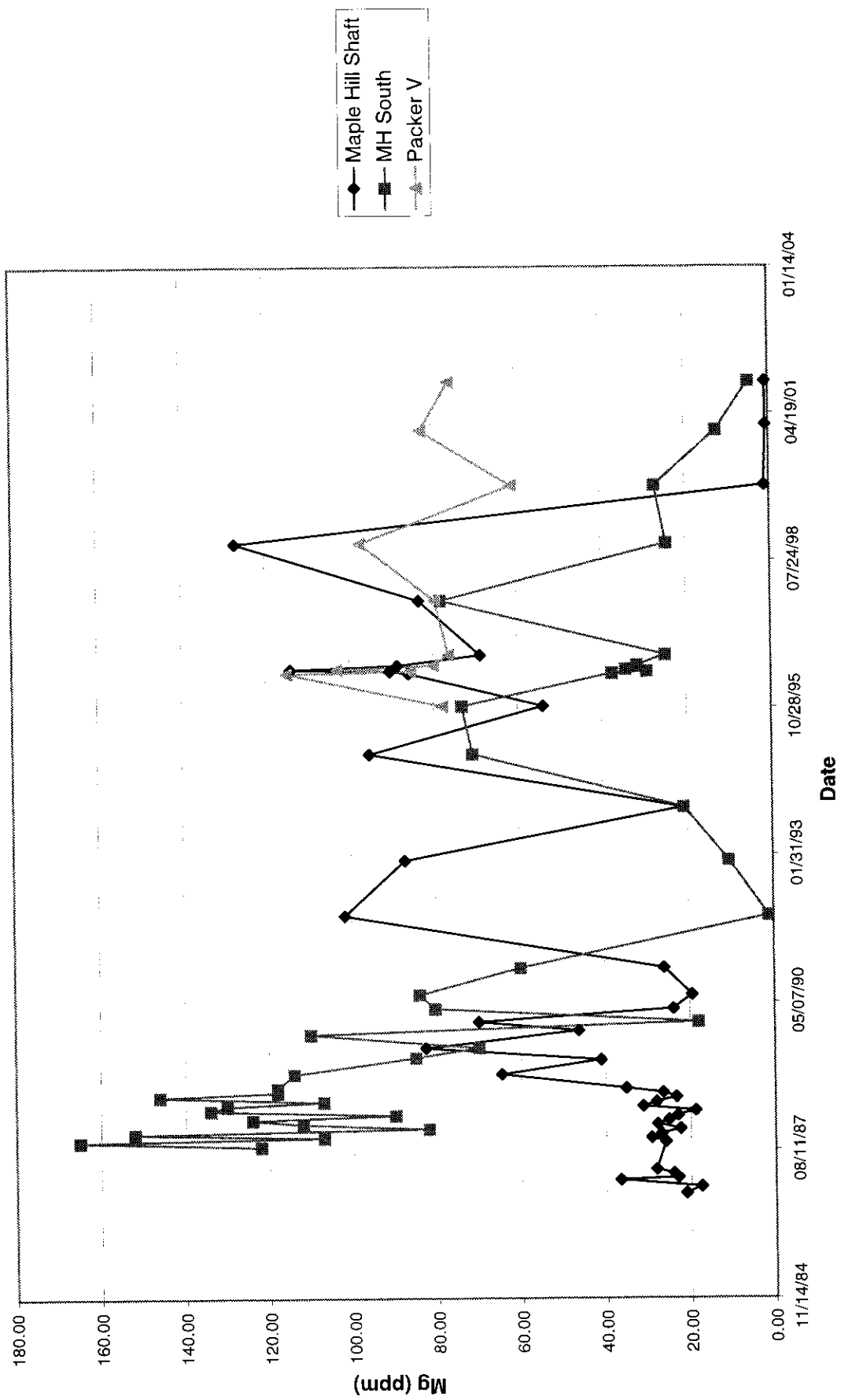
Co-gen
AES Thames, Inc.
Logan (Keystone) Generating Plant

<u>Disposal</u>	<u>Tons</u>	<u>Remaining</u>	<u>Knickerbocker pit (in tons)</u>
1994	867,030		
1995	817,770	16,993,945	
1996	844,352	20,749,593	
1997	825,177	19,924,416	
1998	790,296	19,134,120	174772
1999	858,616	18,275,504	616912
2000	857,345	17,418,159	690547
2001	219,904		494319
2002	687,388		65999

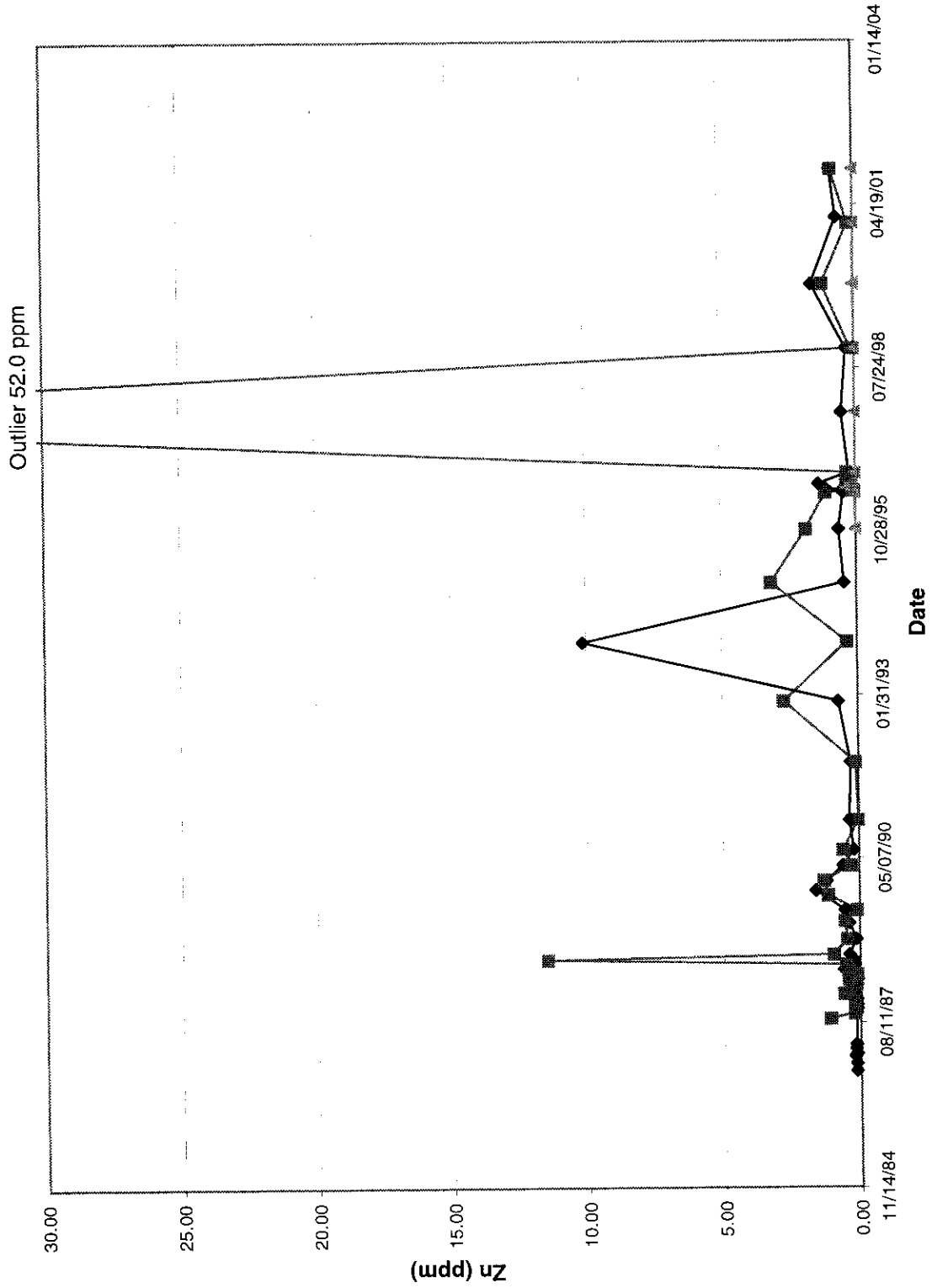
RAC Aluminum



RAC Magnesium

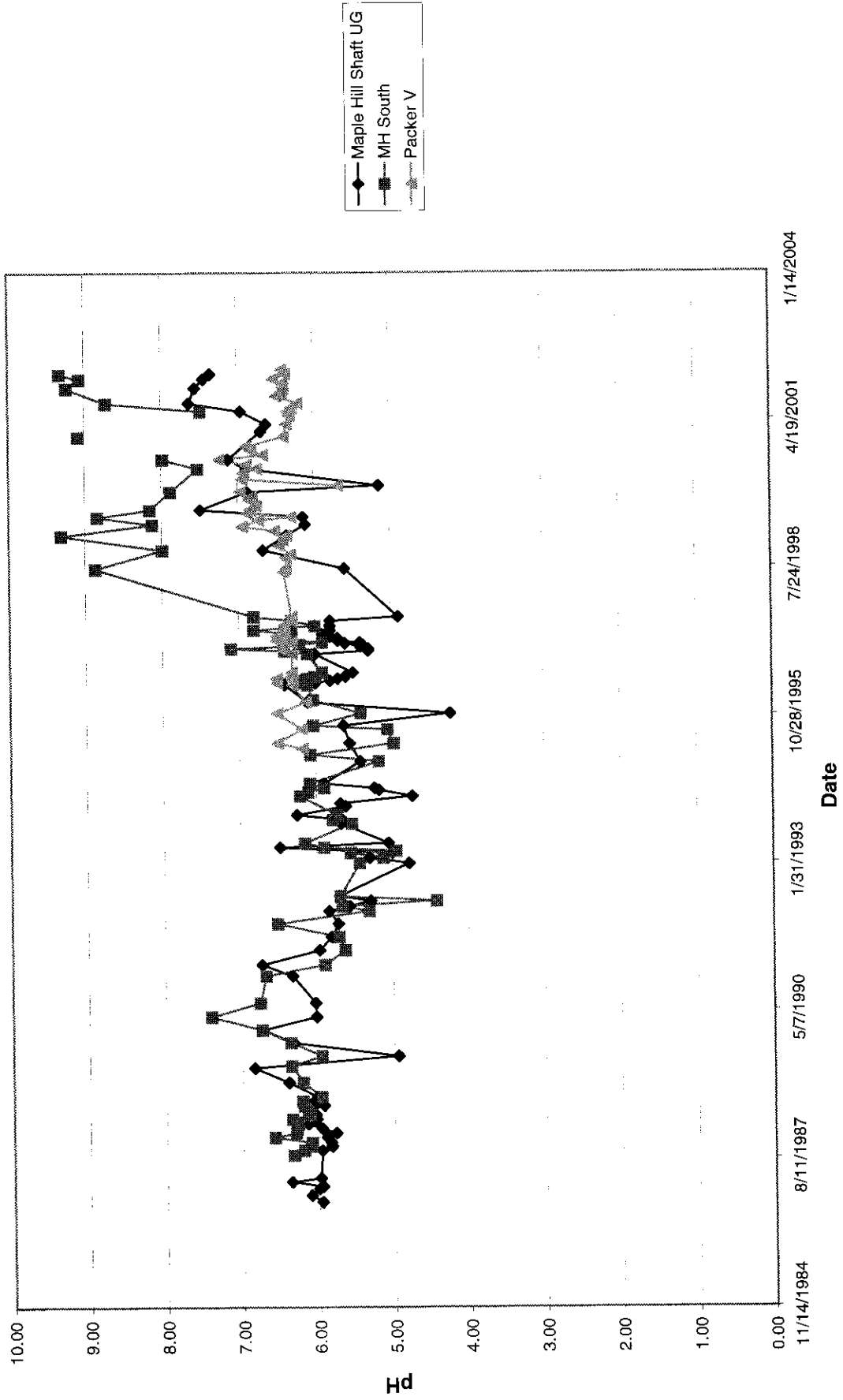


RAC Zinc

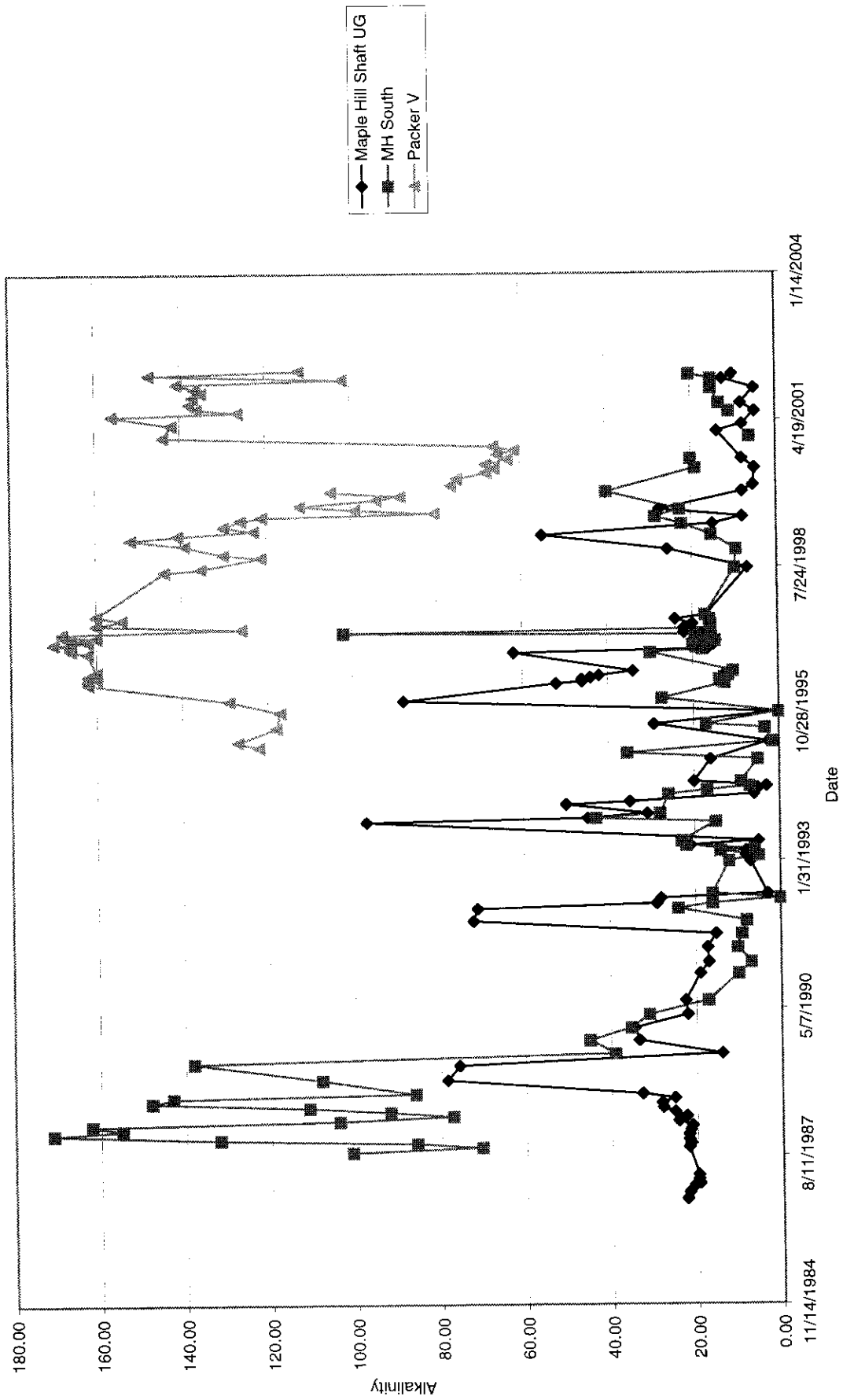


Maple Hill Shaft
MH South
Packer V

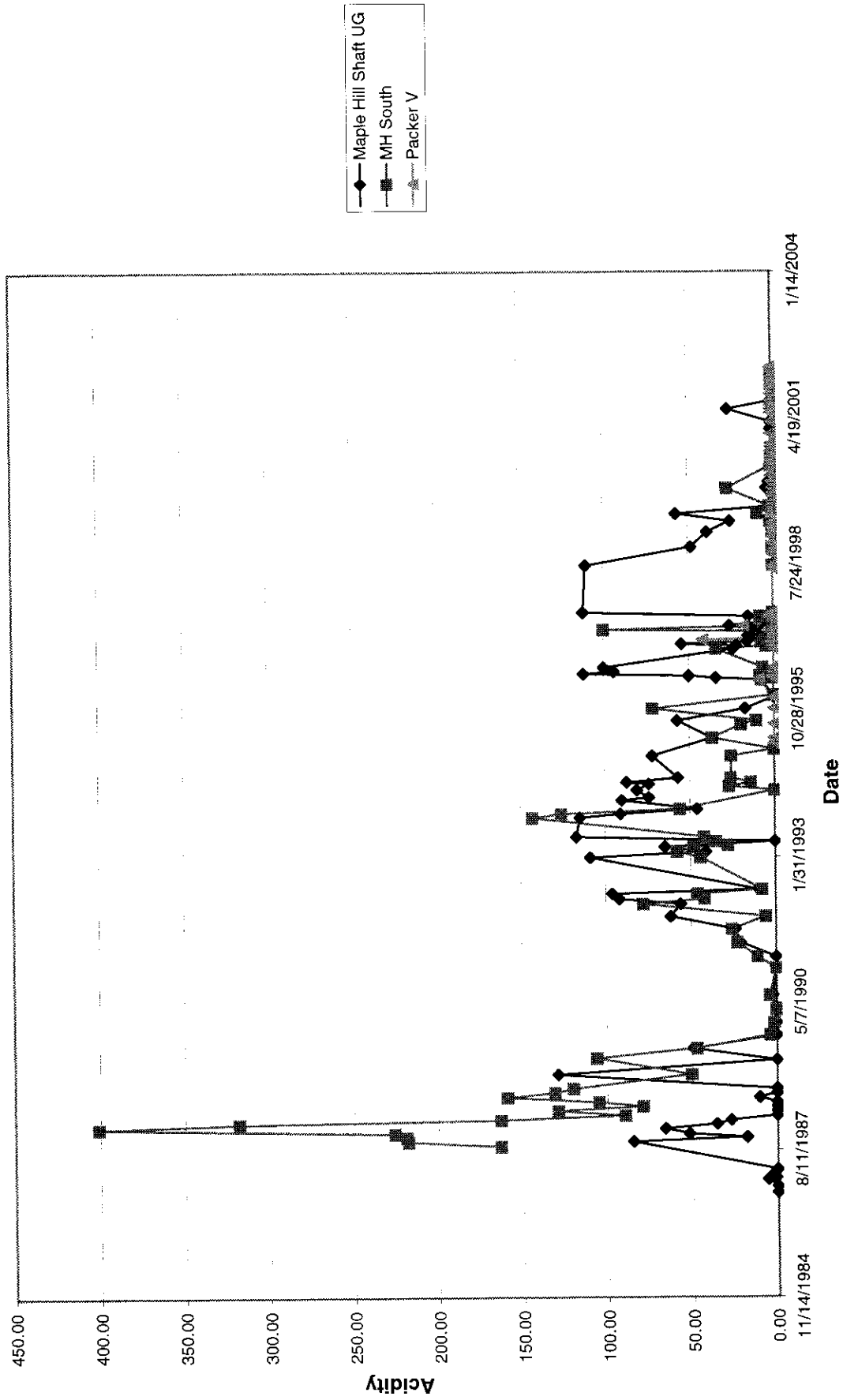
RAC pH



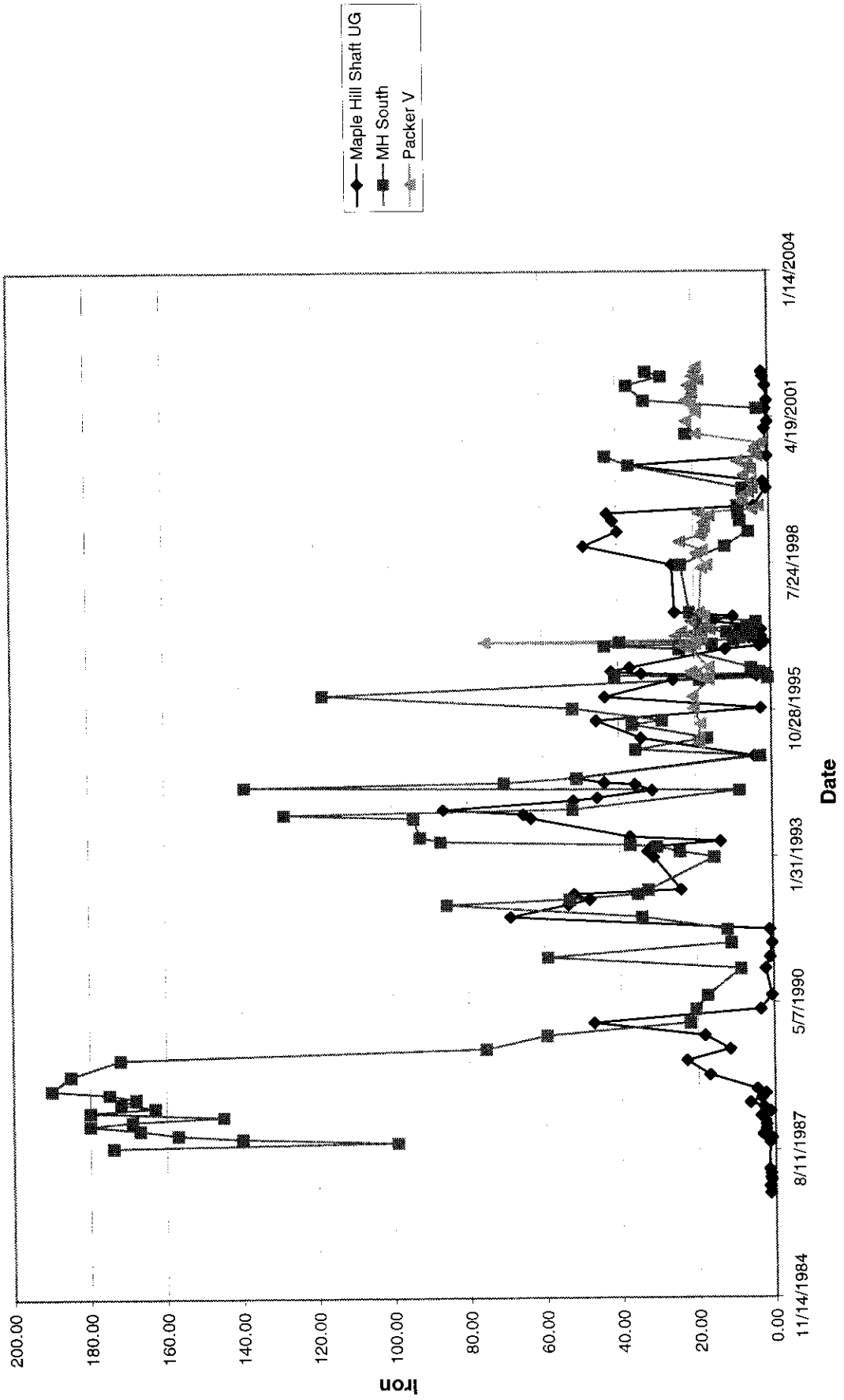
RAC Alkalinity



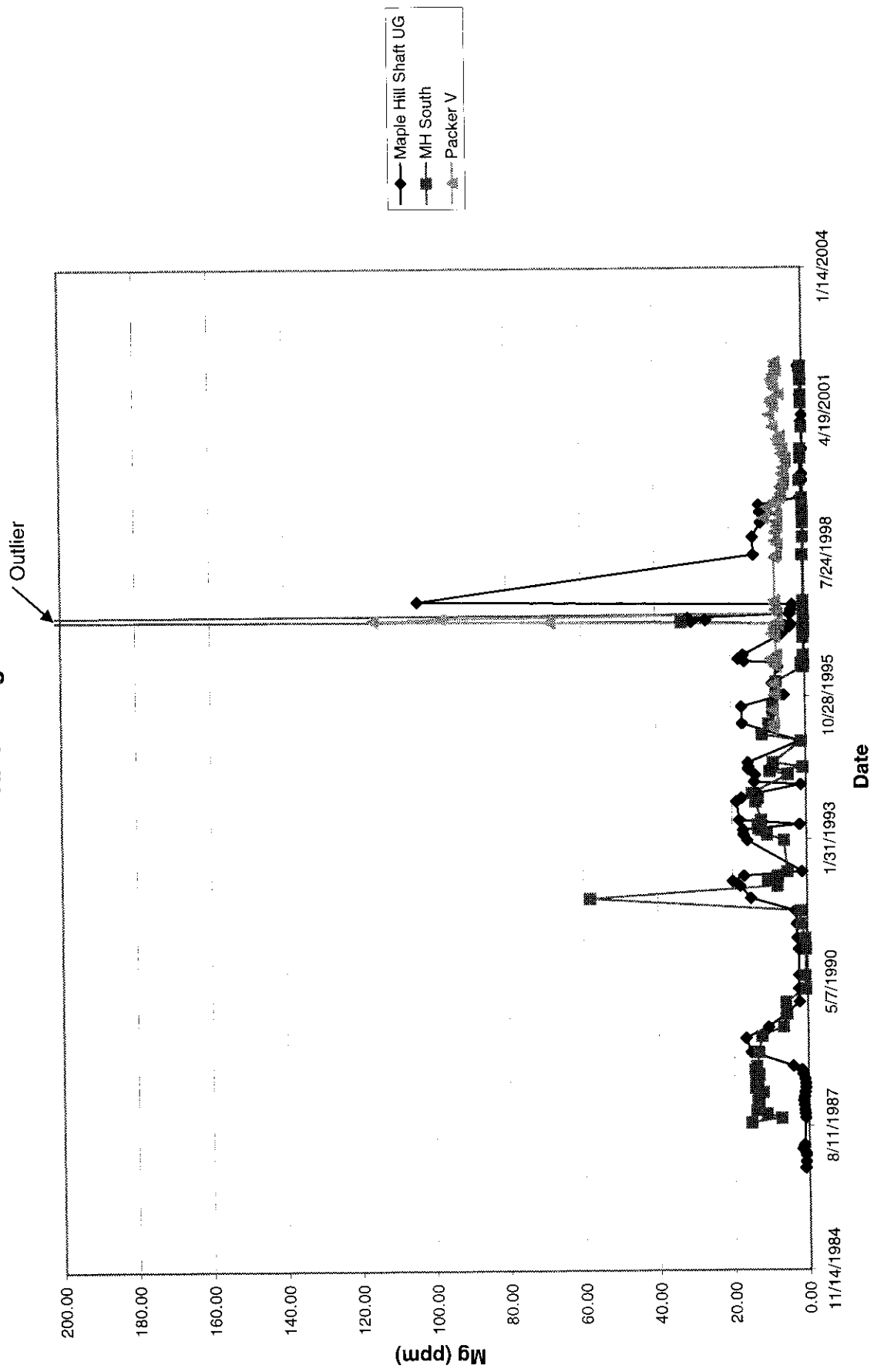
RAC Acidity



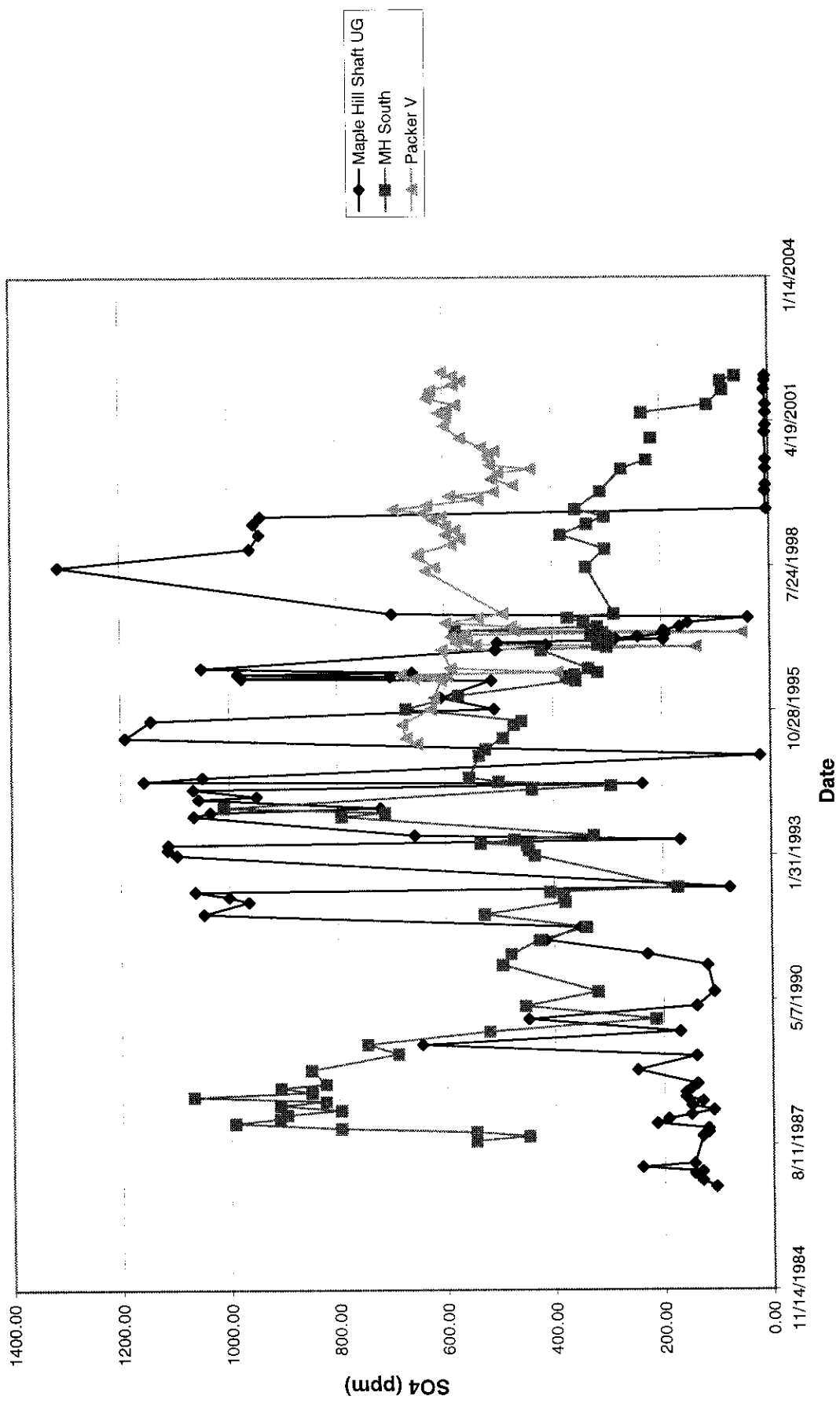
RAC Iron



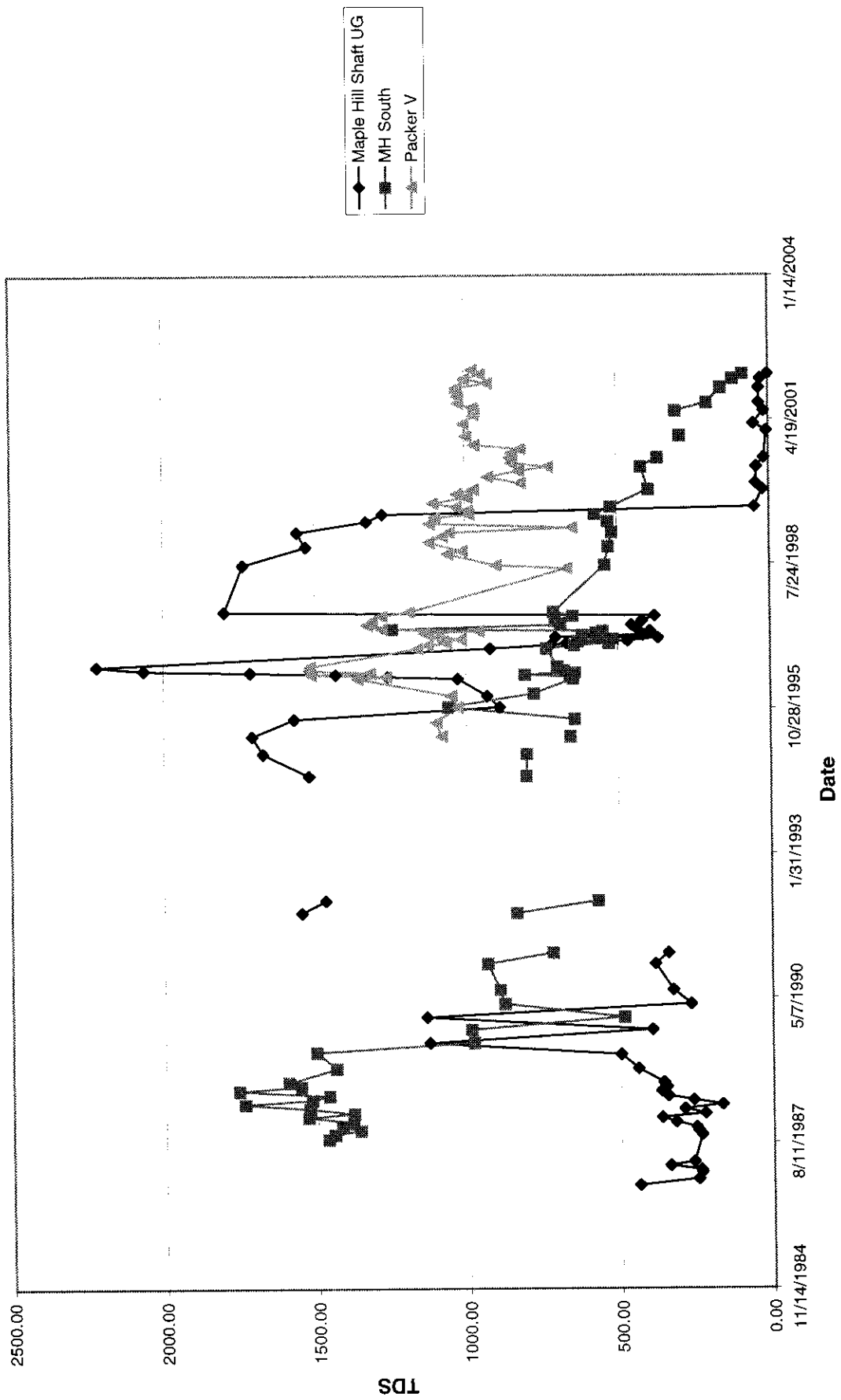
RAC Manganese



RAC Sulfate



RAC Tot Diss Solids



RAC Sodium

